

After production, we learned that it was necessary to pull down some inputs on the TTCrx chip not used in our application.

## TTCrx EXTERNAL SIGNALS

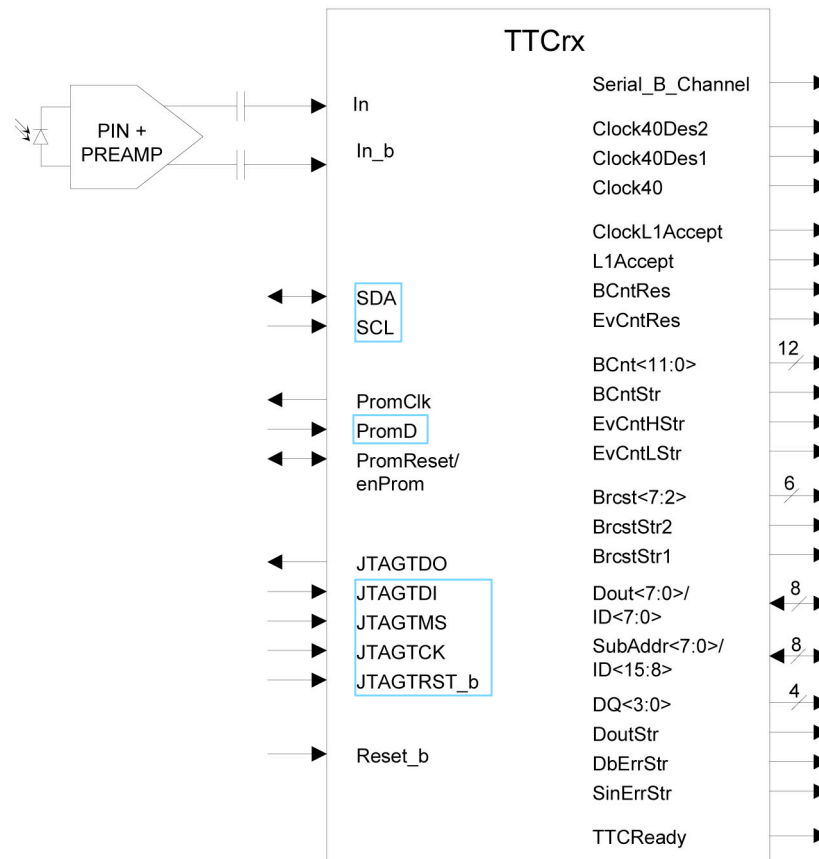




Figure 10 TTCrx external signals overview

Added connections not shown on the schematics.



BLUE WIRES  
 SubAddr6 – D08  
 SubAddr7 – F06  
 PULLED DOWN  
 THROUGH 200KΩ



COPPER WIRES

- JTAGTRST\_b – M2
- JTAGTCK – K1
- JTAGTMS – J3
- JTAGTDI – H4
- SCL – H3
- SDA – J2
- D\_GND – G5

- PromD – C1
- D\_GND – E1

